

innovate... laminate

The Matrix Duo is a single sided roll fed laminating system ideal for both laminating and encapsulating.



Design

The Matrix Duo is an innovative new laminating system designed for laminating and encapsulating. This model is available in 460 and 650mm widths.

Unique Benefits

Single side laminating is a popular requirement for printers and copy shops wanting to laminate a whole host of printed media from business card to menus. Many customers are more than aware of how expensive this can be if out-sourced. The Matrix Duo allows the flexibility of single side lamination and encapsulation providing an affordable and effective solution. The unique anti-curl bar on both models allows even the thinnest of laminates to be applied without the worry of a curled finish and extension arms allow large rolls of film (up to 1000m) to be used saving changeover time.

Performance & Build

Both models are built for continuous use on an everyday basis and have been constructed using parts of the highest quality including heavy duty motors and all metal construction.

IDEALLY SUITED FOR

- menus
- banners
- signage
- posters & prints

and many more...

GREAT FOR USE IN

- commercial printers
- In-house print rooms
- copy and print shops






MATRIX DUO

MD-460/MD-650

FEATURES

- laminate or encapsulate with ease
- load up to 1000m in film length
- anti-curl bar gives perfect flat results
- available in two sizes SRA2 (455mm) or A1 (635mm)
- variable speed control
- solid construction heavy duty system
- anti-jam reverse mechanism
- attached safety shield
- independent heated rollers



Extension
arms



Speed
control



Anti
curl



Independent
heated rollers



Reverse
mode



Temperature
control

specifications

	MD-460	MD-650
approx laminating speed (m/min)	1.6	1.6
maximum width (mm)	455 (17")	635 (25")
laminating temperature (°C)	0-140°C	0-140°C
speed control	keypad	keypad
film core	1" & 3"	1" & 3"
power supply AC (V-Hz)	220/240 (50-60)	220/240 (50-60)
power consumption (W)	1150	1600
dimensions (mm)	760x520x310	910x520x310
weight (kgs)	45	55
warranty (year)	1	1

HEAD OFFICE CONTACT DETAILS:

Bentley Avenue
Stakehill
Middleton
Manchester M24 2RW

Tel: 0161 653 3700
Fax: 0161 653 3232
Email: sales@atecdos.co.uk
www.entwistlegroup.com